


Prüfbericht-Nr.: <i>Test report no.:</i>	KR2254D7 001	Auftrags-Nr.: <i>Order no.:</i>	156145056 20	Seite 1 von 14 <i>Page 1 of 14</i>
Kunden-Referenz-Nr.: <i>Client reference no.:</i>	620573	Auftragsdatum: <i>Order date:</i>	2022.01.26	
Auftraggeber: <i>Client:</i>	Autonics Corporation 18, Bansong-ro 513beon-gil, Haeundae-gu, Busan, 48002 Rep. of Korea			
Prüfgegenstand: <i>Test item:</i>	POWER SUPPLY			
Bezeichnung / Typ-Nr.: <i>Identification / Type no.:</i>	SPB-120-24			
Auftrags-Inhalt: <i>Order content:</i>	SEMI F47-0706; 2006 (Voltage Sag Test)			
Prüfgrundlage: <i>Test specification:</i>	SEMI F47-0706; 2006 (Voltage Sag Test)			
Wareneingangsdatum: <i>Date of sample receipt:</i>	2022.01.27			
Prüfmuster-Nr.: <i>Test sample no.:</i>	VL15R			
Prüfzeitraum: <i>Testing period:</i>	2022.01.27			
Ort der Prüfung: <i>Place of testing:</i>	Autonics Corporation			
Prüflaboratorium: <i>Testing laboratory:</i>	TÜV Rheinland Korea Ltd.			
Prüfergebnis*: <i>Test result*:</i>	Pass			
geprüft von: <i>compiled by:</i>	genehmigt von: <i>authorized by:</i>			
Datum: <i>Date:</i> 2022.02.10.	Sang-Kyu Jung	Ausstellungsdatum: <i>Issue date:</i> 2022.02.10	Sang-Hyeup Lee	
Stellung / Position:	Sachverständige(r)/Expert	Stellung / Position:	Sachverständige(r)/Expert	
Sonstiges: <i>Other:</i>				
Zustand des Prüfgegenstandes bei Anlieferung: <i>Condition of the test item at delivery:</i>	Prüfmuster vollständig und unbeschädigt <i>Test item complete and undamaged</i>			
* Legende: P(ass) = entspricht o.g. Prüfgrundlage(n) F(ail) = entspricht nicht o.g. Prüfgrundlage(n) N/A = nicht anwendbar N/T = nicht getestet				
* Legend: P(ass) = passed a.m. test specification(s) F(ail) = failed a.m. test specification(s) N/A = not applicable N/T = not tested				
Dieser Prüfbericht bezieht sich nur auf das o.g. Prüfmuster und darf ohne Genehmigung der Prüfstelle nicht auszugsweise vervielfältigt werden. Dieser Bericht berechtigt nicht zur Verwendung eines Prüfzeichens. <i>This test report only relates to the a. m. test sample. Without permission of the test center this test report is not permitted to be duplicated in extracts. This test report does not entitle to carry any test mark.</i>				

Verwendete Meßgeräte/ Prüfmittel/ Equipment list

Prüfmittel/ Equipment	Gerätenummer/ Ident.-Nummer Barcode-Nummer Equipment number	Nächste Kalibrierung/ Überwachung next calibration/ surveillance
Industrial Power Corruptor	IPC-480V-200A / IPC14094	2022.08.25
-	-	-

Description of the machine

System consists of: refer to the manual.

Intended use: refer to the manual.

Facility connections:

INPUT: 100-240VAC, 50/60HZ, 1.9A

OUTPUT: 24VDC, 5.0A

Test Voltage :

INPUT: 140-240VAC, 50/60HZ, 1.9A

OUTPUT: 24VDC, 5.0A

Abbreviations in this report: NA

Notes: NA



*Photo 1: Equipment under test
POWER SUPPLY / SPB-120-24*

Client personnel

The following client personnel participated in the test. It is acceptable for one person to perform more than one role. Note that TUV Rheinland Korea provides engineering advice only, and accepts responsibility for damage only to equipment provided by TUV Rheinland Korea. Client is responsible for safety during testing and is responsible for any damage to Client equipment and/or facilities.

Supervising engineers: S.H Lee, TUV Rheinland Korea Ltd.

(This person is responsible for the overall testing procedure and environment.)

Equipment engineer: S.W. Ahn, Assistant Manager, Autonics Corporation

(This person is primarily responsible for operating the Equipment Under Test, and determining if it has experienced a failure of operation.)

Electrician: S.K Jung, TUV Rheinland Korea Ltd.

(This person is primarily responsible for making and adjusting the electric power connections, and is responsible for safety during the tests.)

Testing Engineer: S.K Jung, TUV Rheinland Korea Ltd.

(This person is primary responsible for real testing with operating the sag generator.)

Documents, Test Environment, Tools and Supplies

Client provided the following documents, test environment, tools and supplies.

Documents provided by Client:

- √ Schematics of the power-related segments of Equipment Under Test

Test environment provided by Client:

- √ A test space that provides convenient, safe, comfortable access to the Equipment Under Test
- √ Readily-disconnected electric power for Equipment Under Test, with current limiting devices rated no more than twice the nameplate rating of the Equipment Under Test. Each electric power connection must be clearly labeled with phase identification and voltage.
- √ Instrument power (100-240VAC, 50/60 Hz, 5 amps) for sag generator and data acquisition system, located no more than three feet from power connection for Equipment Under Test. Extension cords are acceptable.
- √ Work-table for sag generator, capable of supporting 176 lbs (approx. 80kg).

Tools and supplies provided by Client

- √ One or more spools of stranded 10AWG-8AWG conductors for miscellaneous wiring, plus spare fuses (if used) for Equipment Under Test and electric power source.
- √ Standard safety equipment for all participants (gloves, glasses, etc.), and standard hand tools and supplies for electric power work (screwdrivers, cutters, tape, etc.)
- √ Hand-held DVM for checking connections, fuses, voltages, etc.
- √ Clamp-on AC current meter for miscellaneous checks



Photo 2: IPC Voltage Sag Generator



Photo 3: IPC Voltage Sag Generator rear panel



Photo 4: SEMI F47 Configuration

Safety review

- √ Prior to test commencement, all participants review the exit locations, the location of fire extinguishers, the emergency telephone number.
- √ Protective eyewear was required.
- √ The participants had current CPR certification.

Electric power connections

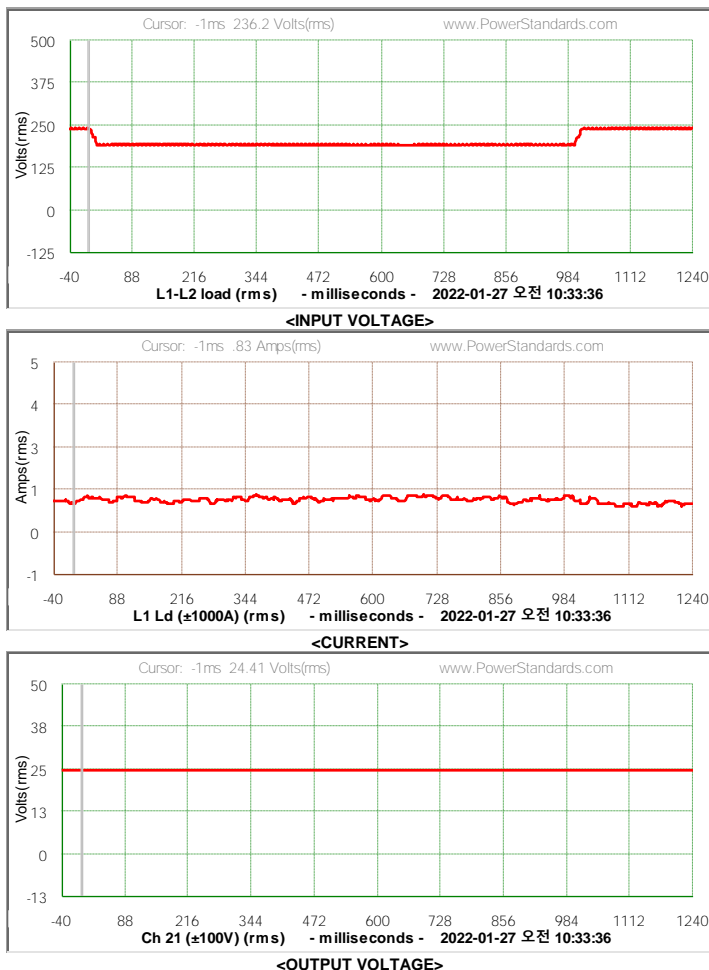
- √ Powers were 1-phase 208V nominal phase-to-phase

Equipment under test

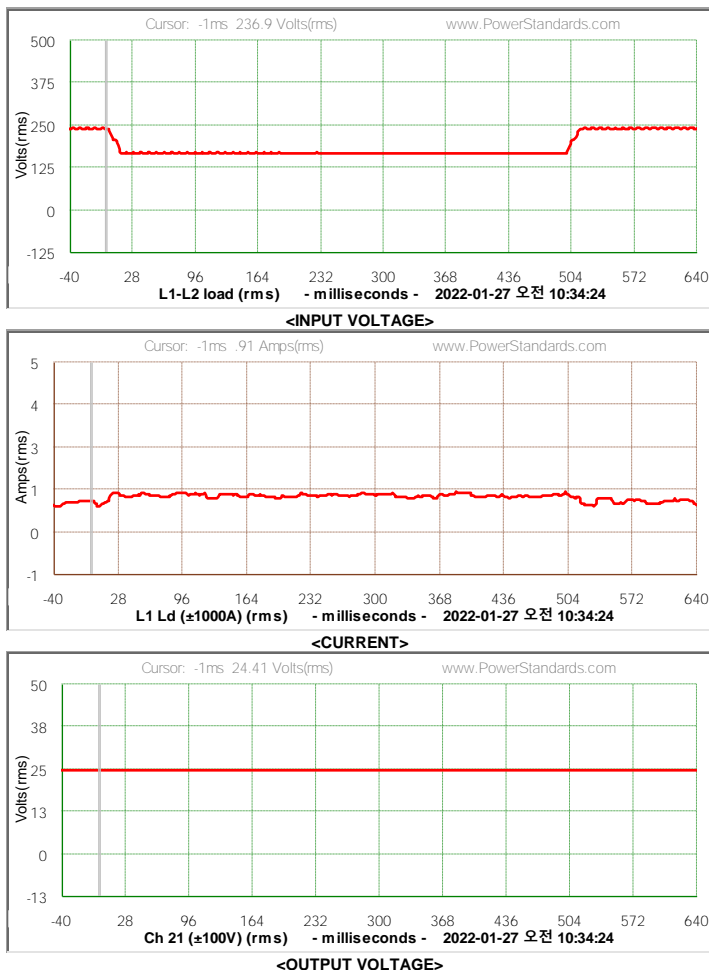
- √ POWER SUPPLY / SPB-120-24, S/N: VL15R
- √ TUV Rheinland Korea personnel performed the sag testing in the manufacturer's premise.

Equipment operating condition:

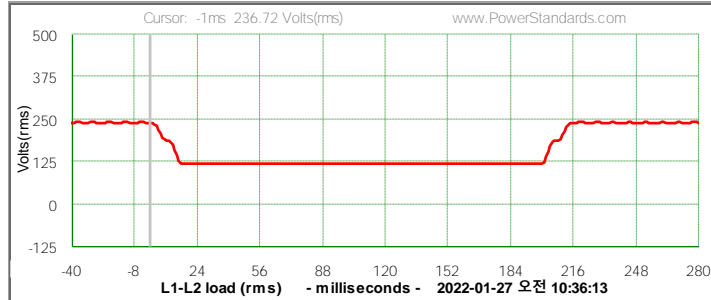
- √ Equipment Auto Running Status.



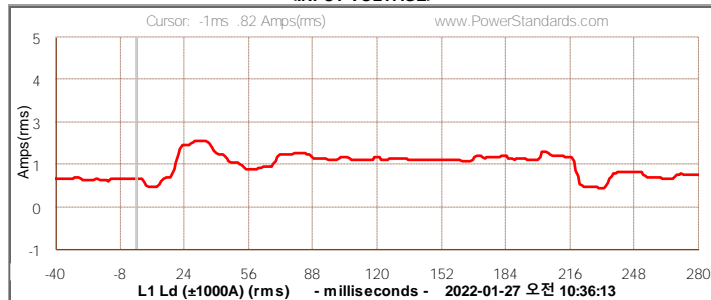
Recorded at:	2022-01-27 am10:33:36
Test equipment:	Industrial Power Corruptor, IPC-480V-200A
Test equipment S/N:	IPC14094
Last service date:	2021/08/25
Rev levels:	Firmware: Rev 4.0.0 Software: Rev 4.0.1 Hardware: Rev
Test engineer:	S.K. Jung
Test company:	TUV RHEINLAND KOREA
Equipment Under Test:	POWER SUPPLY
EUT manufacturer:	Autonics Corporation
Manufacturer location:	18, Bansong-ro 513beon-gil, Haeundae-gu, Busan, 48002 Rep. of Korea
EUT Model Number:	SPB-120-24
EUT Serial Number:	VL15R
Comments:	
INPUT power:	240Va.c / 60Hz / 1Phase / 2W+1PE
Event retained voltages:	80%
Event duration:	60 cycles
Event phase angle	0 deg
Applied to:	MAIN POWER
Result	PASS



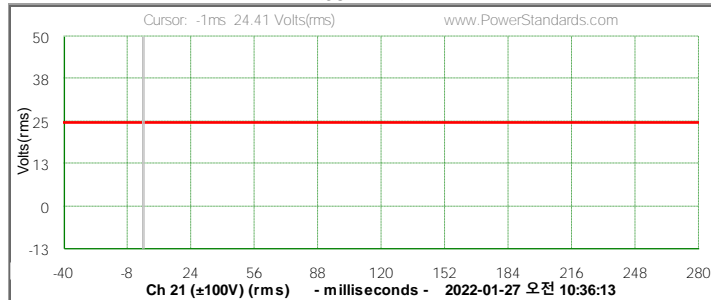
Recorded at:	2022-01-27 am10:34:24
Test equipment:	Industrial Power Corruptor, IPC-480V-200A
Test equipment S/N:	IPC14094
Last service date:	2021/08/25
Rev levels:	Firmware: Rev 4.0.0 Software: Rev 4.0.1 Hardware: Rev
Test engineer:	S.K. Jung
Test company:	TUV RHEINLAND KOREA
Equipment Under Test:	POWER SUPPLY
EUT manufacturer:	Autonics Corporation
Manufacturer location:	18, Bansong-ro 513beon-gil, Haeundae-gu, Busan, 48002 Rep. of Korea
EUT Model Number:	SPB-120-24
EUT Serial Number:	VL15R
Comments:	
INPUT power:	240Va.c / 60Hz / 1Phase / 2W+1PE
Event retained voltages:	70%
Event duration:	30 cycles
Event phase angle	0 deg
Applied to:	MAIN POWER
Result	PASS



<INPUT VOLTAGE>

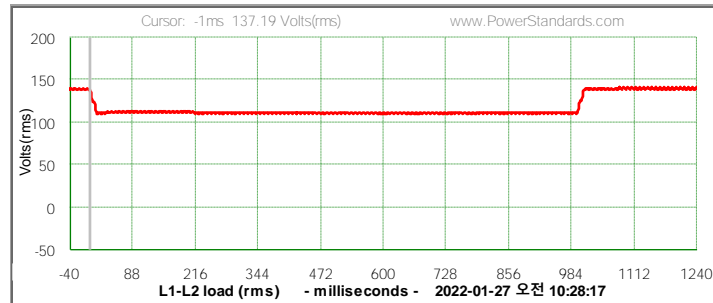


<CURRENT>

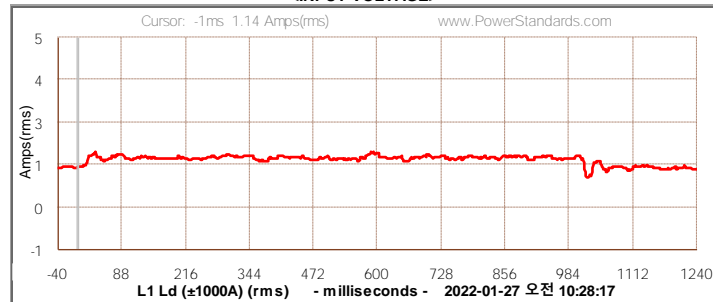


<OUTPUT VOLTAGE>

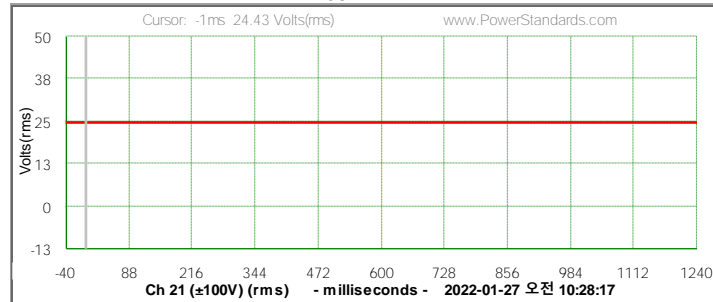
Recorded at:	2022-01-27 am10:36:13
Test equipment:	Industrial Power Corruptor, IPC-480V-200A
Test equipment S/N:	IPC14094
Last service date:	2021/08/25
Rev levels:	Firmware: Rev 4.0.0 Software: Rev 4.0.1 Hardware: Rev
Test engineer:	S.K. Jung
Test company:	TUV RHEINLAND KOREA
Equipment Under Test:	POWER SUPPLY
EUT manufacturer:	Autonics Corporation
Manufacturer location:	18, Bansong-ro 513beon-gil, Haeundae-gu, Busan, 48002 Rep. of Korea
EUT Model Number:	SPB-120-24
EUT Serial Number:	VL15R
Comments:	
INPUT power:	240Va.c / 60Hz / 1Phase / 2W+1PE
Event retained voltages:	50%
Event duration:	12 cycles
Event phase angle:	0 deg
Applied to:	MAIN POWER
Result:	PASS



<INPUT VOLTAGE>

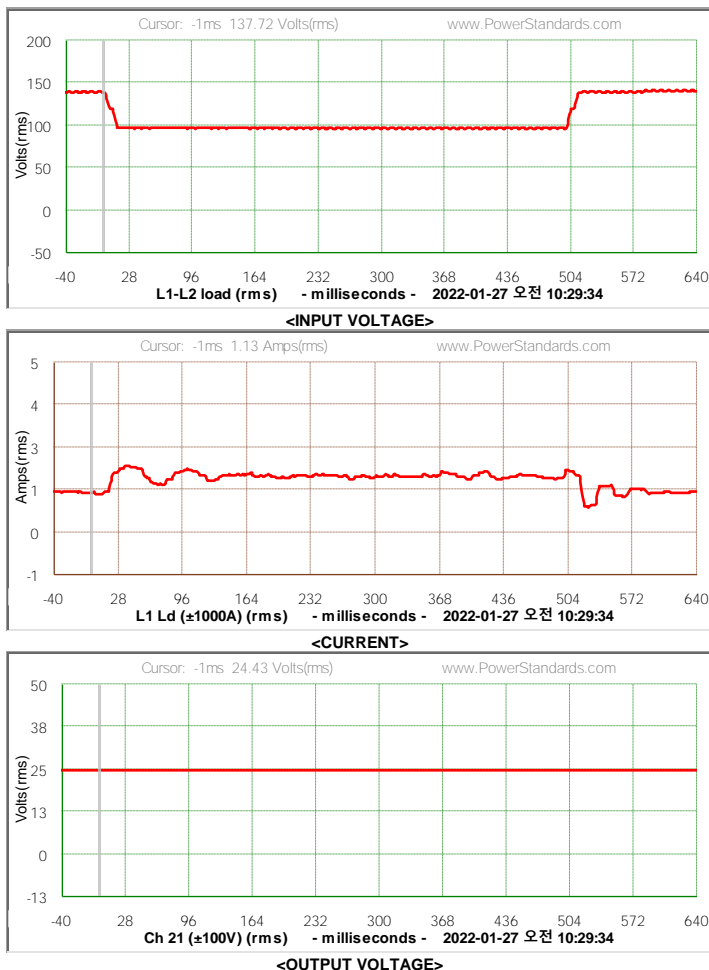


<CURRENT>

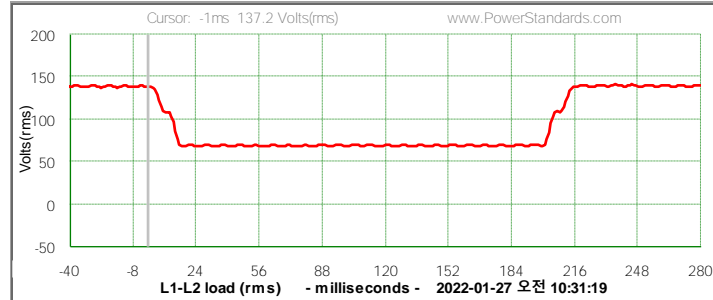


<OUTPUT VOLTAGE>

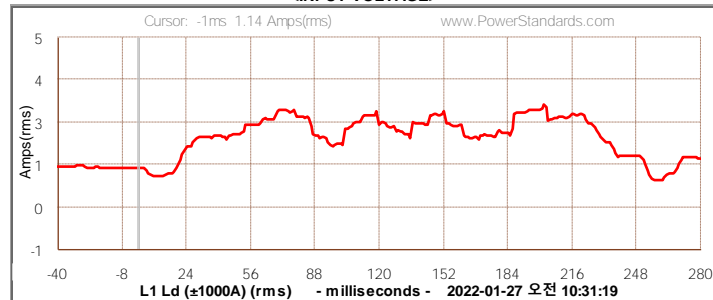
Recorded at:	2022-01-27 am10:28:17
Test equipment:	Industrial Power Corruptor, IPC-480V-200A
Test equipment S/N:	IPC14094
Last service date:	2021/08/25
Rev levels:	Firmware: Rev 4.0.0 Software: Rev 4.0.1 Hardware: Rev
Test engineer:	S.K. Jung
Test company:	TUV RHEINLAND KOREA
Equipment Under Test:	POWER SUPPLY
EUT manufacturer:	Autonics Corporation
Manufacturer location:	18, Bansong-ro 513beon-gil, Haeundae-gu, Busan, 48002 Rep. of Korea
EUT Model Number:	SPB-120-24
EUT Serial Number:	VL15R
Comments:	
INPUT power:	140Va.c / 60Hz / 1Phase / 2W+1PE
Event retained voltages:	80%
Event duration:	60 cycles
Event phase angle:	0 deg
Applied to:	MAIN POWER
Result:	PASS



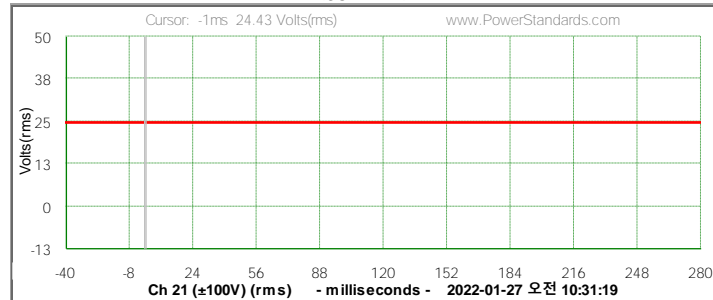
Recorded at:	2022-01-27 am10:29:34
Test equipment:	Industrial Power Corruptor, IPC-480V-200A
Test equipment S/N:	IPC14094
Last service date:	2021/08/25
Rev levels:	Firmware: Rev 4.0.0 Software: Rev 4.0.1 Hardware: Rev
Test engineer:	S.K. Jung
Test company:	TUV RHEINLAND KOREA
Equipment Under Test:	POWER SUPPLY
EUT manufacturer:	Autonics Corporation
Manufacturer location:	18, Bansong-ro 513beon-gil, Haeundae-gu, Busan, 48002 Rep. of Korea
EUT Model Number:	SPB-120-24
EUT Serial Number:	VL15R
Comments:	
INPUT power:	140Va.c / 60Hz / 1Phase / 2W+1PE
Event retained voltages:	70%
Event duration:	30 cycles
Event phase angle	0 deg
Applied to:	MAIN POWER
Result	PASS



<INPUT VOLTAGE>



<CURRENT>



<OUTPUT VOLTAGE>

Recorded at:	2022-01-27 am10:31:19
Test equipment:	Industrial Power Corruptor, IPC-480V-200A
Test equipment S/N:	IPC14094
Last service date:	2021/08/25
Rev levels:	Firmware: Rev 4.0.0 Software: Rev 4.0.1 Hardware: Rev
Test engineer:	S.K. Jung
Test company:	TUV RHEINLAND KOREA
Equipment Under Test:	POWER SUPPLY
EUT manufacturer:	Autonics Corporation
Manufacturer location:	18, Bansong-ro 513beon-gil, Haeundae-gu, Busan, 48002 Rep. of Korea
EUT Model Number:	SPB-120-24
EUT Serial Number:	VL15R
Comments:	
INPUT power:	140Va.c / 60Hz / 1Phase / 2W+1PE
Event retained voltages:	50%
Event duration:	12 cycles
Event phase angle:	0 deg
Applied to:	MAIN POWER
Result:	PASS

Table 1: Sag Immunity Test Results (SEMI F47)

File	Date / Time	Power	Phase	Amplitude	Duration	Angle	Result
140V_80%60CYC_L1L2.csv	2022-01-27 am 10:28:17	MAIN POWER	L1-L2	80 %	60.0 cyc	0 deg	PASS
140V_70%30CYC_L1L2.csv	2022-01-27 am 10:29:34	MAIN POWER	L1-L2	70 %	30.0 cyc	0 deg	PASS
140V_50%12CYC_L1L2.csv	2022-01-27 am 10:31:19	MAIN POWER	L1-L2	50 %	12.0 cyc	0 deg	PASS
240V_80%60CYC_L1L2.csv	2022-01-27 am 10:33:36	MAIN POWER	L1-L2	80 %	60.0 cyc	0 deg	PASS
240V_70%30CYC_L1L2.csv	2022-01-27 am 10:34:24	MAIN POWER	L1-L2	70 %	30.0 cyc	0 deg	PASS
240V_50%12CYC_L1L2.csv	2022-01-27 am 10:36:13	MAIN POWER	L1-L2	50 %	12.0 cyc	0 deg	PASS

Comments:

Conclusions

POWER SUPPLY, SPB-120-24, S/N: VL15R complies with all mandatory SEMI F47-0706 voltage sag requirements

Recommendations

POWER SUPPLY, SPB-120-24, S/N: VL15R functions properly during all mandatory voltage sags as described in SEMI F47-0706 requirements.

End of Test Report